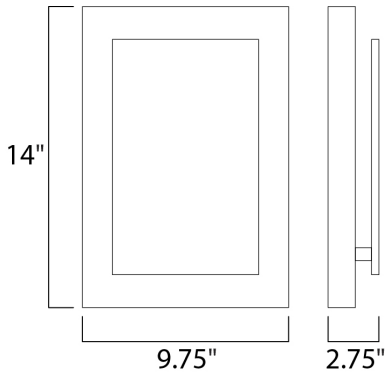




PRODUCT DESCRIPTION





MEASUREMENTS

DIMENSION : 9.75" W x 14" H x 2.75" Ext
 MAX OAH : 2.75" OAH 9.84" W x 0.98" H
 HANGING WEIGHT : 6.864 lb

LAMPING

INPUT VOLTAGE : 120V
 LUMENS : 1,050 Rated (510 Del.)
 BULB : 1 x 15W LED PCB Integrated , 15W Total
 BULB INCLUDED : (Integrated)
 DIMMABLE : Triac CL
 CRI : 90+ CRI
 COLOR_TEMP : 3000K
 LIGHTING_DIRECTION : Indirect

FINISHES OPTION

-  Black / Satin Aluminum
-  White

MATERIAL

Aluminum, Acrylic

RATINGS

cETLus
 Wet Location
 For Outdoor
 ADA



ADDITIONAL

INSTALL UP/DOWN: Any
 RATED LIFE 50000 Hours
 OPERATING TEMPERATURE:
 -20°C (-4°F), 40°C (104°F)

PHOTOMETRIC: Report Found Online

Always consult a qualified electrician before installing any lighting product.



Contemporary
 Lighting™

WESTERN DISTRIBUTION CENTER (HEADQUARTER)
 253 NORTH VINELAND AVE | CITY OF INDUSTRY, CA 91746

EASTERN DISTRIBUTION CENTER
 4200 SHIRLEY DR. | ATLANTA, GA 30336

P. 626.956.4200 | F. 626.956.4225 | et2online.com