

PRODUCT DESCRIPTION

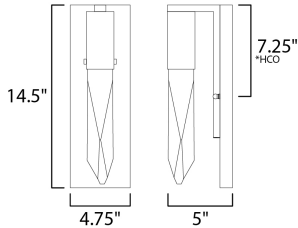
Stalactites of Clear Beveled crystal suspend from your choice of Polished Chrome or Black supports, can be hung at various heights to create a spectacular array. The crystal shimmers as light diffuses through the facets powered by 90 CRI LED dimmable modules.

MEASUREMENTS

DIMENSION : 4.75" W x 14.5" H x 5" Ext
 BACK PLATE : 4.75" W x 4.75" H x 7.25" HCO
 HANGING WEIGHT : 6.12 lb



LAMPING

INPUT VOLTAGE : 120V
 LUMENS : 560 Rated (480 Del.)
 BULB : 1 x 6W LED AC Integrated , 6W Total
 BULB INCLUDED : (Integrated)
 DIMMABLE : Triac CL
 CRI : 90+ CRI
 COLOR_TEMP : 3000K
 LIGHTING_DIRECTION : Down



*height from center of outlet to the top of the fixture

FINISHES OPTION

-  Black
-  Polished Chrome

GLASS

Crystal 20

MATERIAL

Stainless Steel, Crystal

RATINGS

cETLus
 Damp Location



ADDITIONAL

INSTALL UP/DOWN: Down
 RATED LIFE 50000 Hours
 OPERATING TEMPERATURE:
 -20°C (-4°F), 40°C (104°F)

Always consult a qualified electrician before installing any lighting product.



WESTERN DISTRIBUTION CENTER (HEADQUARTER)
 253 NORTH VINELAND AVE | CITY OF INDUSTRY, CA 91746
EASTERN DISTRIBUTION CENTER
 4200 SHIRLEY DR. | ATLANTA, GA 30336
 P. 626.956.4200 | F. 626.956.4225 | et2online.com